


The Effects of the Elwha River Dams on Sediment Transport



Historic Conditions of the Elwha River



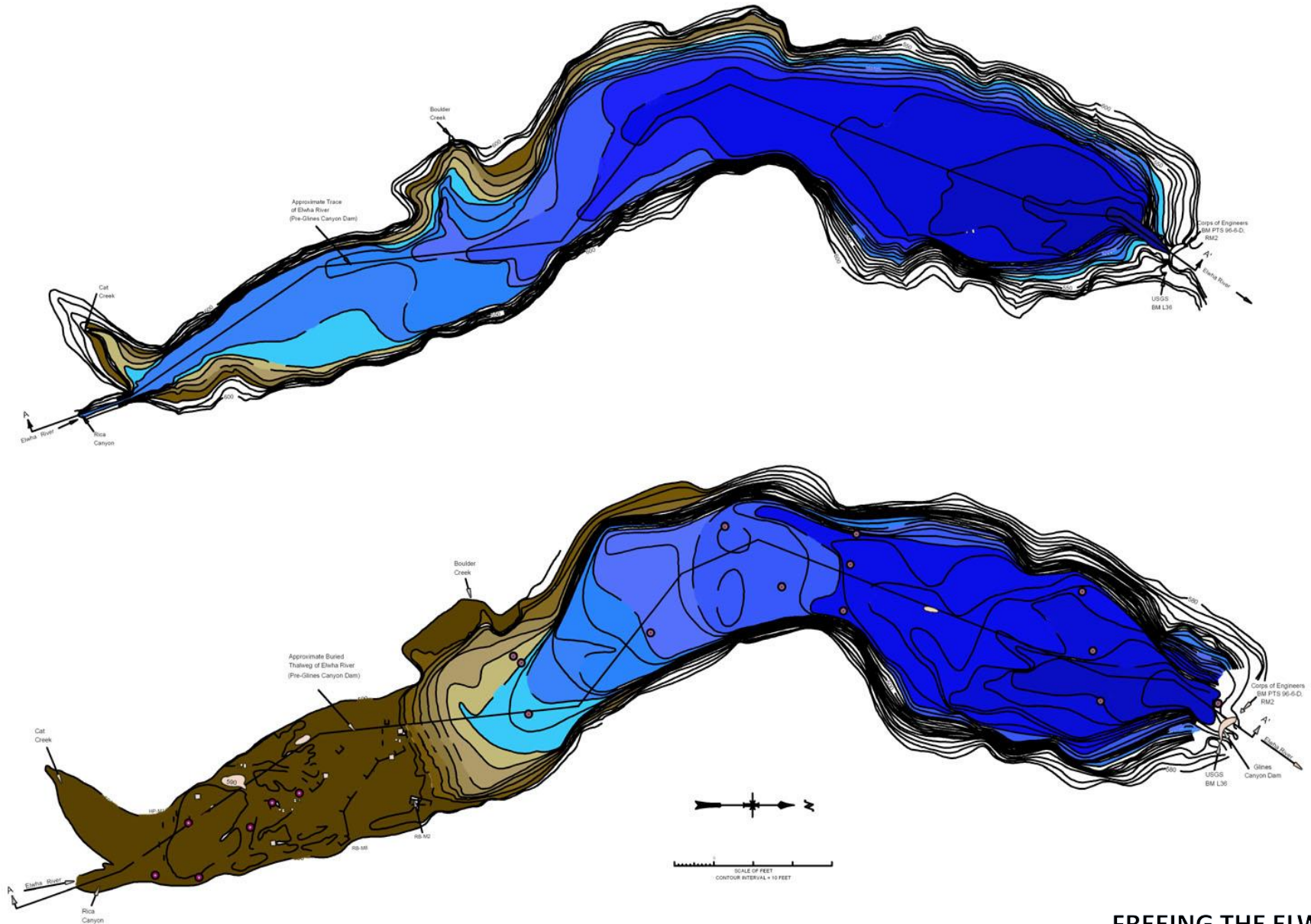
The Area Before the Dams



Logging Lake Mills Basin Before Dams



Sediment Loads in the Reservoirs



Elwha Delta Plain and the Mouth



Mouth of the Elwha River Over the Years



6/27/2006 9:27 AM

FREEING THE ELWHA

Other Local Impacts on Sediment






FREEING THE ELWHA

6/27/2006 9:04 AM

Dungeness Spit Keeps Growing!



This project was made possible in part by a grant from
Washington's National Park Fund.

